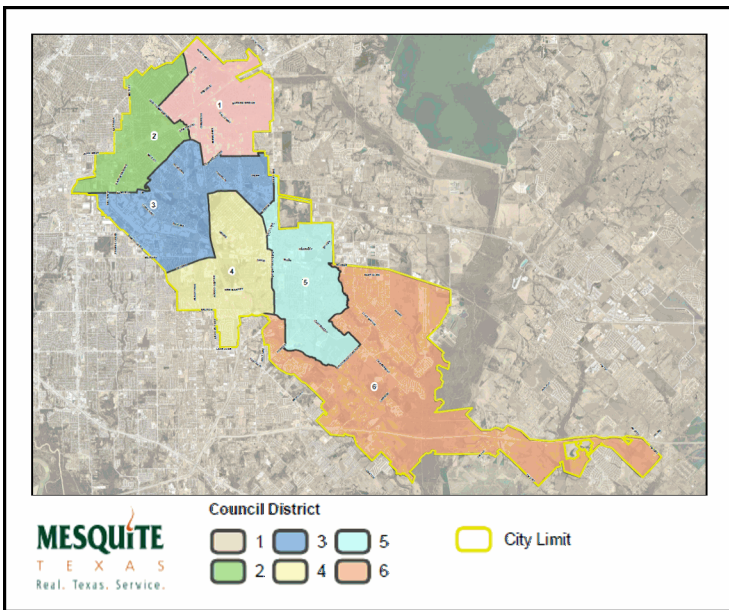




# Mesquite Fire Department Calls for Service

March 2024	<i>Average Priority Response Times - <b>Citywide</b></i>
---------------	--

### Council Districts

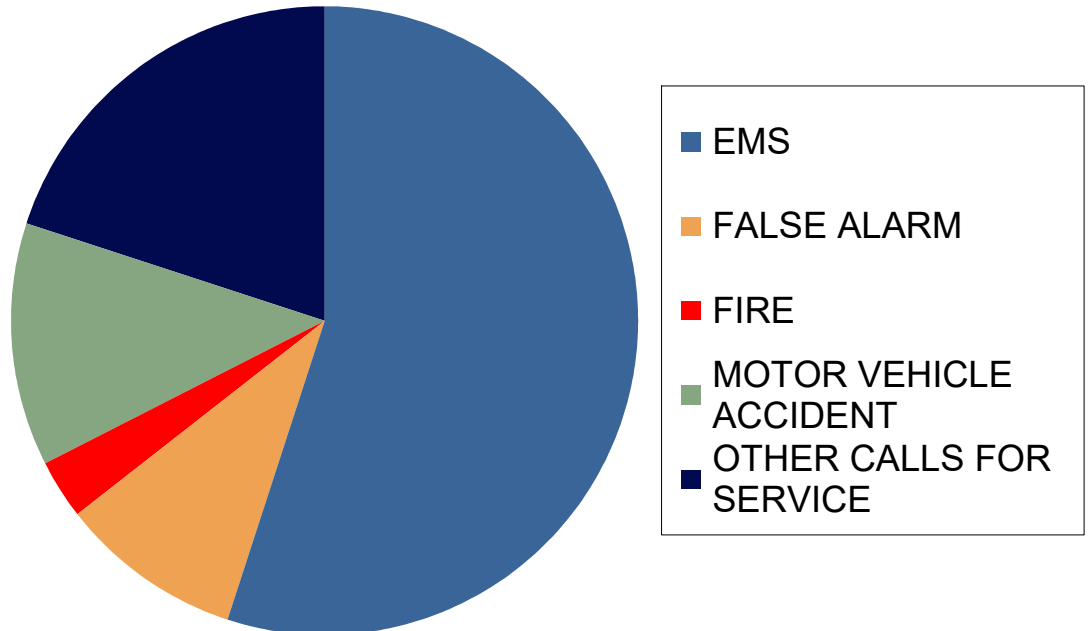


### *Number of Calls by Type*

	<i>March</i>		
	2024	2023	2022
<b>EMS</b>	1,064	1,131	1,097
<b>FALSE ALARM</b>	107	98	117
<b>FIRE</b>	27	28	59
<b>MOTOR VEHICLE ACCIDENT</b>	149	157	139
<b>OTHER CALLS FOR SERVICE</b>	282	272	216
<b>Total</b>	<b>1,629</b>	<b>1,686</b>	<b>1,628</b>

### *3-Year Summary of Calls for Service in the Month of March*

*2022, 2023 & 2024*





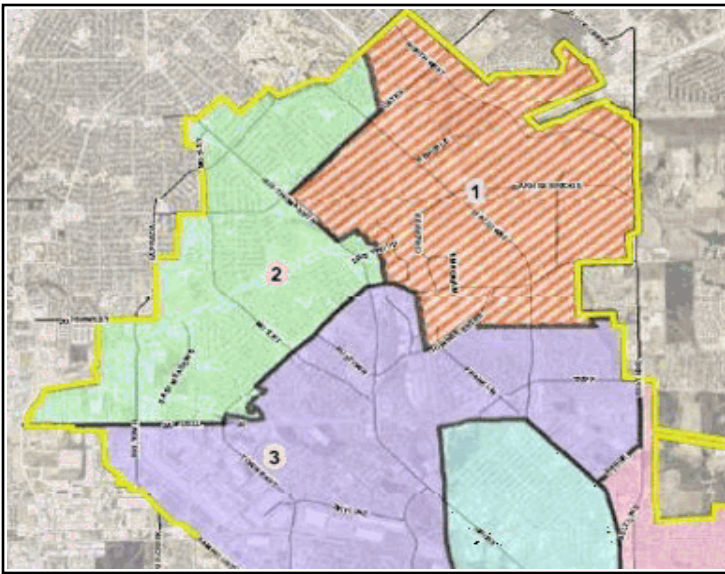
Mesquite Fire Department  
Calls for Service

COUNCIL DISTRICT 1

March  
2024

*Average District Priority Response Times*

**District 1 Area**



**Number of Calls by Type**

	<i>March</i>		
	2024	2023	2022
<b>EMS</b>	249	257	252
<b>FALSE ALARM</b>	24	23	32
<b>FIRE</b>	4	5	12
<b>MOTOR VEHICLE ACCIDENT</b>	55	51	45
<b>OTHER CALLS FOR SERVICE</b>	70	68	58
<b>Total</b>	<b>402</b>	<b>404</b>	<b>399</b>

*3-Year Summary of  
Calls for Service  
in the Month of March*

*2022, 2023 & 2024*

