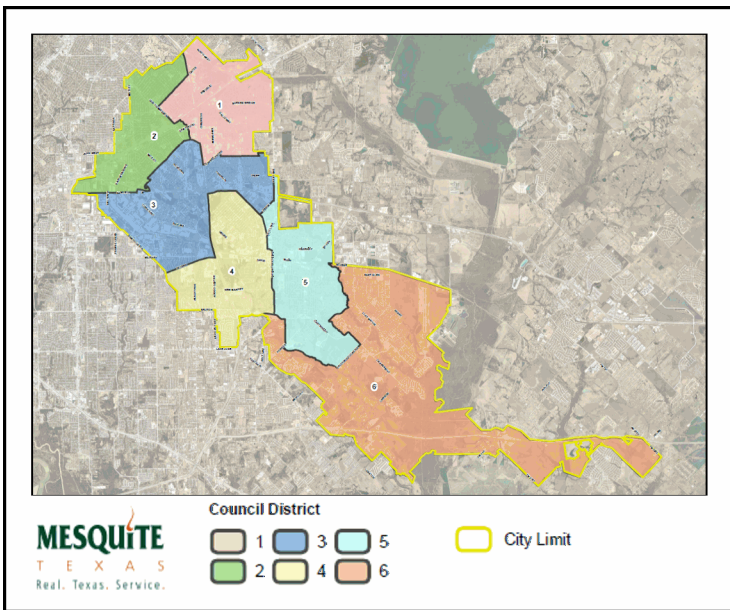




Mesquite Fire Department Calls for Service

February 2024	<i>Average Priority Response Times - Citywide</i>
------------------	--

Council Districts

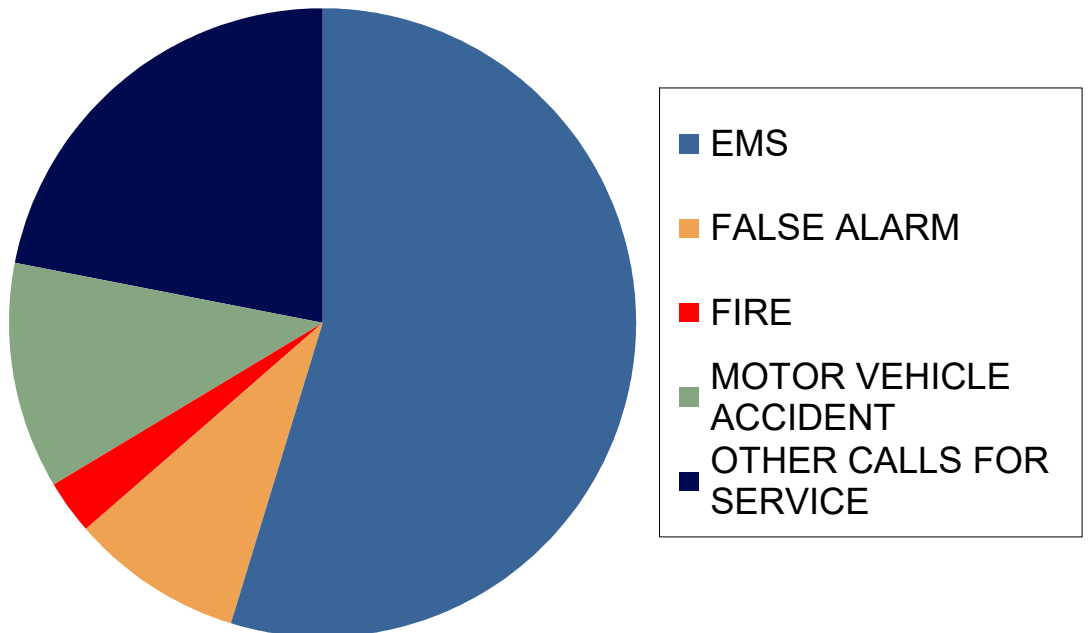


Number of Calls by Type

	<i>February</i>		
	2024	2023	2022
EMS	1,091	1,032	1,111
FALSE ALARM	100	100	100
FIRE	32	28	36
MOTOR VEHICLE ACCIDENT	136	128	143
OTHER CALLS FOR SERVICE	308	277	247
Total	1,667	1,565	1,637

3-Year Summary of Calls for Service in the Month of February

2022, 2023 & 2024





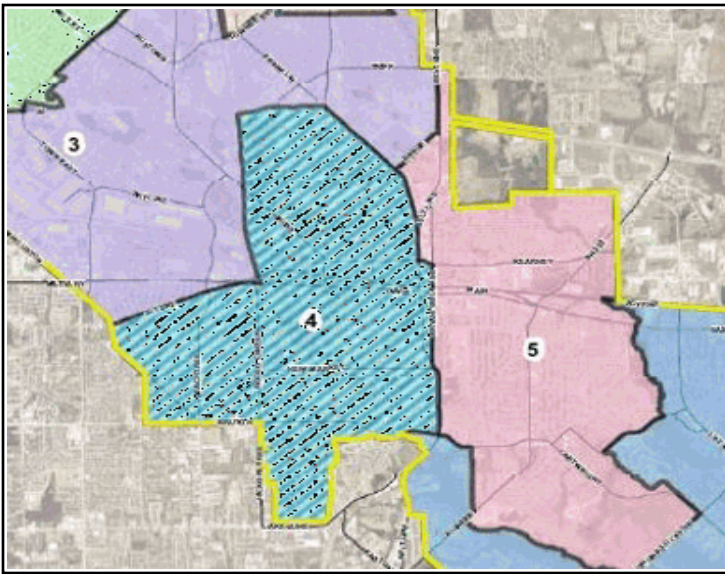
Mesquite Fire Department
Calls for Service

COUNCIL DISTRICT 4

February
2024

Average District Priority Response Times

District 4 Area



Number of Calls by Type

	February		
	2024	2023	2022
EMS	158	174	219
FALSE ALARM	17	12	15
FIRE	6	11	9
MOTOR VEHICLE ACCIDENT	20	13	20
OTHER CALLS FOR SERVICE	55	47	40
Total	256	257	303

*3-Year Summary of
Calls for Service
in the Month of
February
2022, 2023 & 2024*

