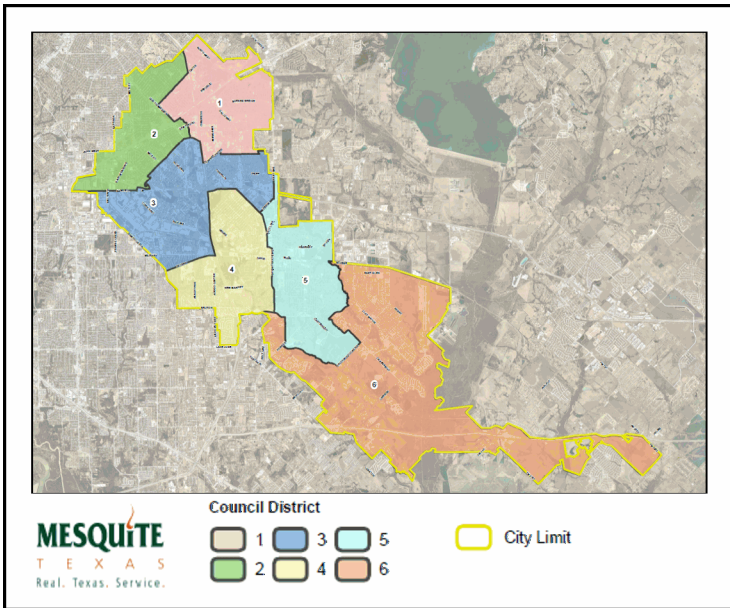




# Mesquite Fire Department Calls for Service

January 2024	<i>Average Priority Response Times - <b>Citywide</b></i>
-----------------	--

### Council Districts

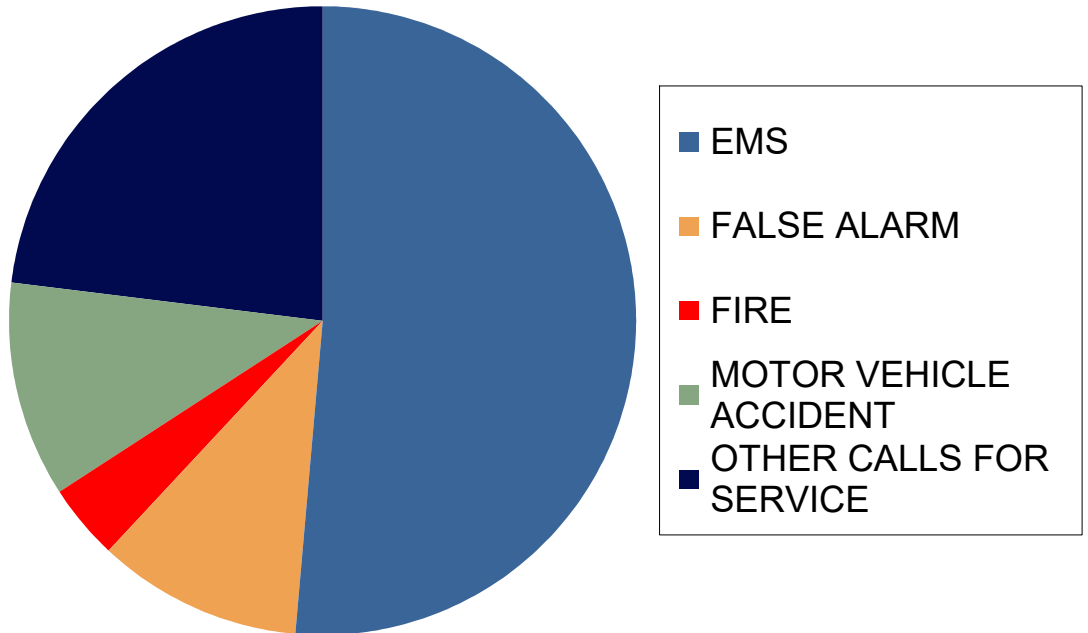


### *Number of Calls by Type*

	<i>January</i>		
	2024	2023	2022
<b>EMS</b>	1,115	1,147	1,362
<b>FALSE ALARM</b>	176	105	136
<b>FIRE</b>	48	44	59
<b>MOTOR VEHICLE ACCIDENT</b>	132	168	148
<b>OTHER CALLS FOR SERVICE</b>	443	283	275
<b>Total</b>	<b>1,914</b>	<b>1,747</b>	<b>1,980</b>

### *3-Year Summary of Calls for Service in the Month of January*

*2022, 2023 & 2024*





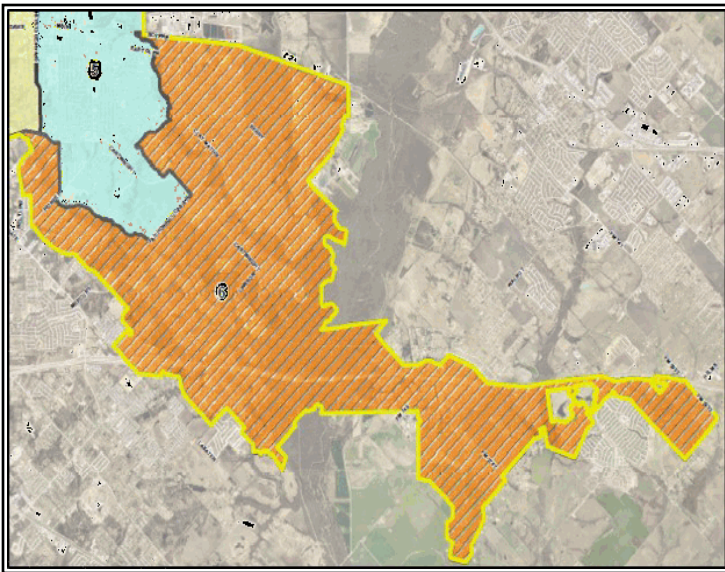
Mesquite Fire Department  
Calls for Service

**COUNCIL DISTRICT 6**

January  
2024

*Average District Priority Response Times*

**District 6 Area**



**Number of Calls by Type**

	January		
	2024	2023	2022
EMS	109	148	142
FALSE ALARM	18	21	14
FIRE	5	7	6
MOTOR VEHICLE ACCIDENT	17	12	15
OTHER CALLS FOR SERVICE	67	57	27
<b>Total</b>	<b>216</b>	<b>245</b>	<b>204</b>

*3-Year Summary of  
Calls for Service  
in the Month of  
January  
2022, 2023 & 2024*

