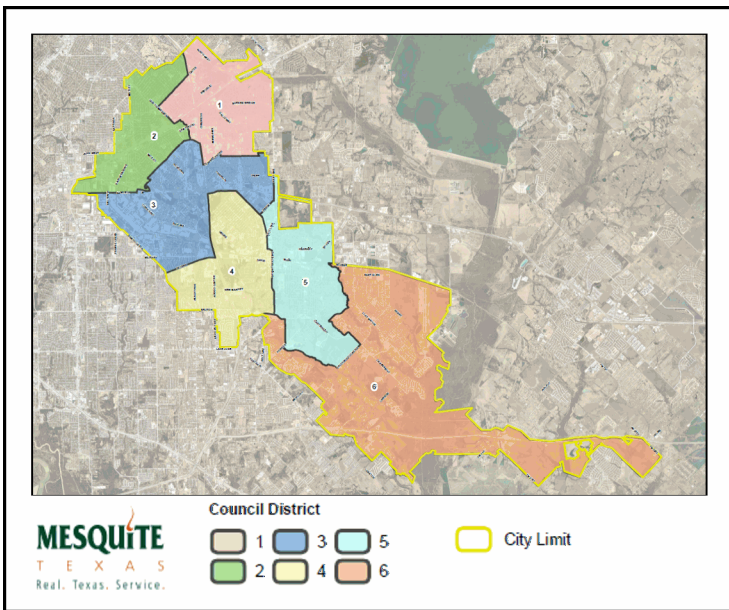




Mesquite Fire Department Calls for Service

January 2024	<i>Average Priority Response Times - Citywide</i>
-----------------	--

Council Districts

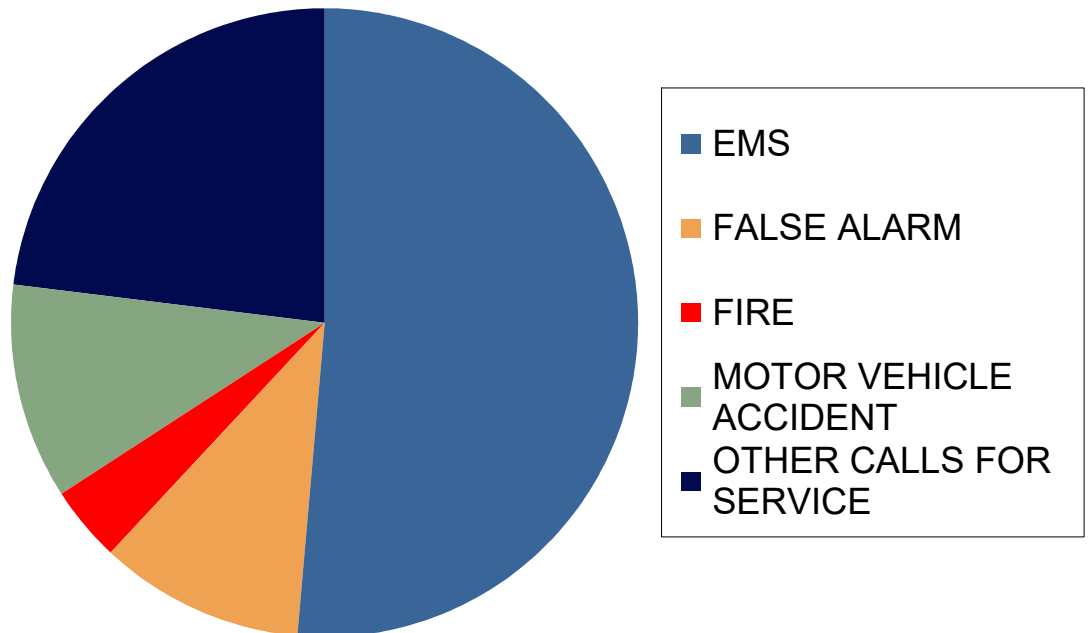


Number of Calls by Type

	<i>January</i>		
	2024	2023	2022
EMS	1,115	1,147	1,362
FALSE ALARM	176	105	136
FIRE	48	44	59
MOTOR VEHICLE ACCIDENT	132	168	148
OTHER CALLS FOR SERVICE	443	283	275
Total	1,914	1,747	1,980

3-Year Summary of Calls for Service in the Month of January

2022, 2023 & 2024





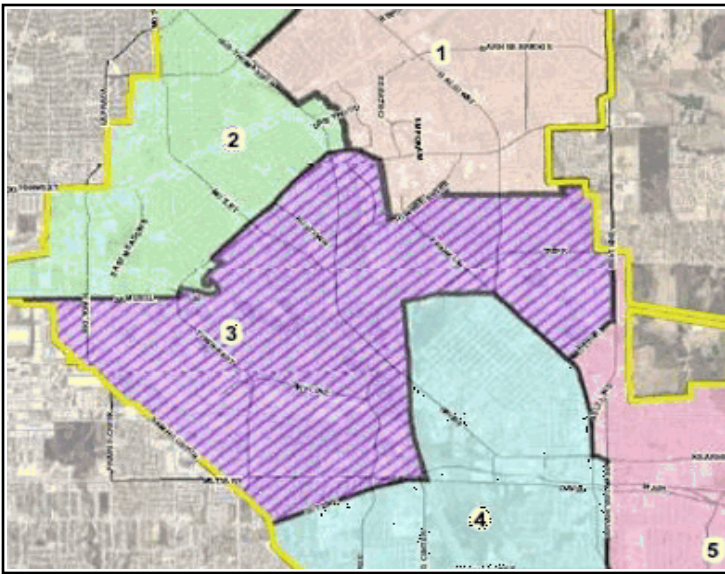
Mesquite Fire Department
Calls for Service

COUNCIL DISTRICT 3

January
2024

Average District Priority Response Times

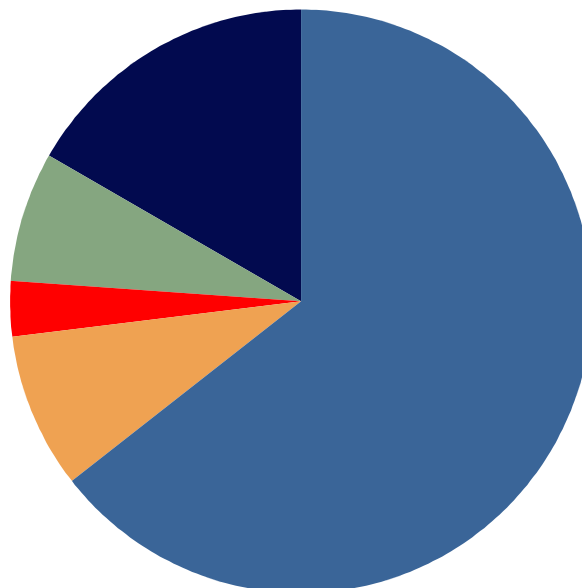
District 3 Area



Number of Calls by Type

	January		
	2024	2023	2022
EMS	220	205	247
FALSE ALARM	26	27	31
FIRE	9	5	14
MOTOR VEHICLE ACCIDENT	18	33	20
OTHER CALLS FOR SERVICE	65	45	51
Total	338	315	363

*3-Year Summary of
Calls for Service
in the Month of
January
2022, 2023 & 2024*



■ EMS
■ FALSE ALARM
■ FIRE
■ MOTOR VEHICLE ACCIDENT
■ OTHER CALLS FOR SERVICE