

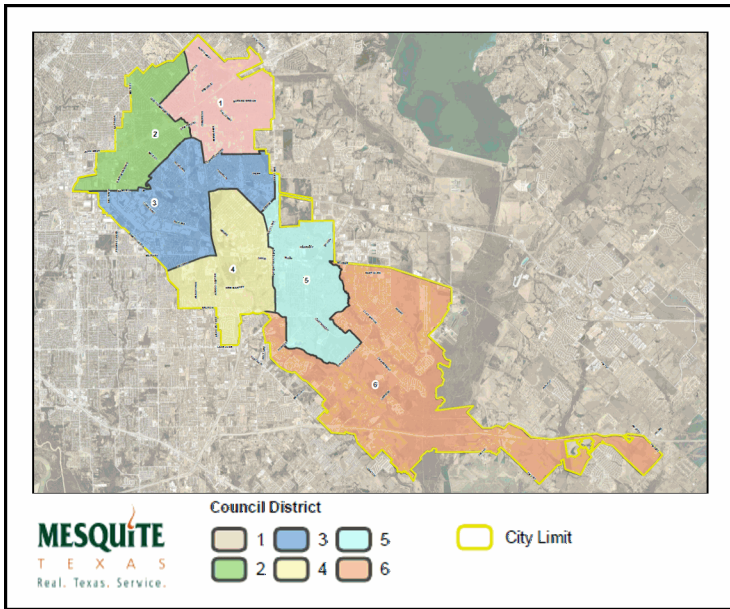


Mesquite Fire Department Calls for Service

| | | |
|------------------|--|------|
| December 2023 | <i>Average Priority Response Times - Citywide</i> | |
| | FIRE | 5:42 |
| | EMS | 5:05 |

Number of Calls by Type

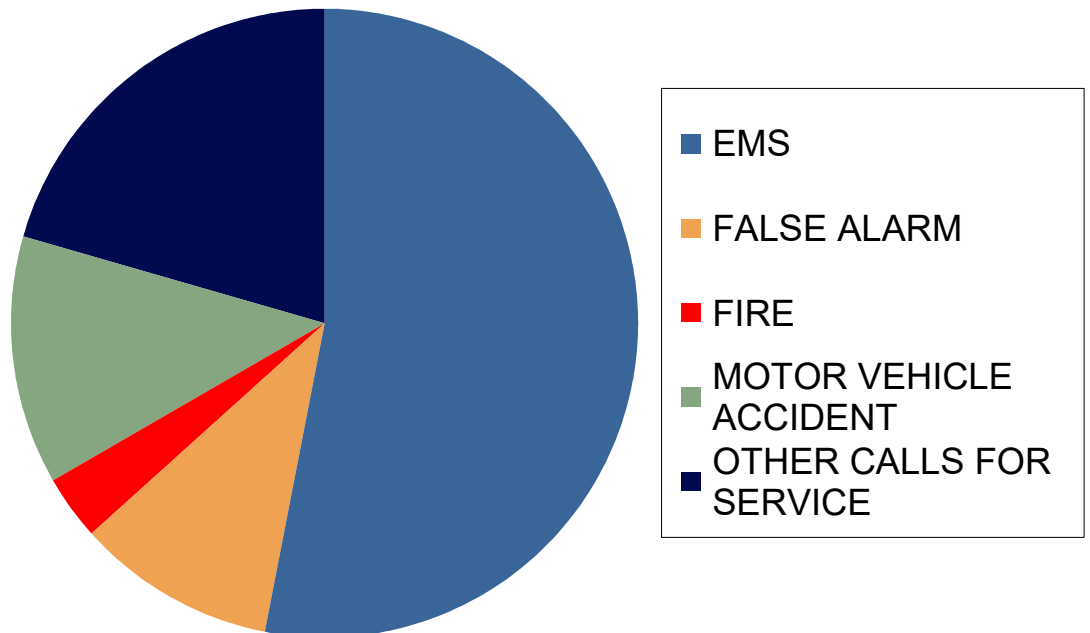
Council Districts



| | December | | |
|-------------------------|--------------|--------------|--------------|
| | 2023 | 2022 | 2021 |
| EMS | 1,215 | 1,179 | 1,163 |
| FALSE ALARM | 83 | 188 | 137 |
| FIRE | 46 | 43 | 41 |
| MOTOR VEHICLE ACCIDENT | 181 | 189 | 168 |
| OTHER CALLS FOR SERVICE | 294 | 384 | 238 |
| Total | 1,819 | 1,983 | 1,747 |

3-Year Summary of Calls for Service in the Month of December

2021, 2022 & 2023





Mesquite Fire Department
Calls for Service

COUNCIL DISTRICT 3

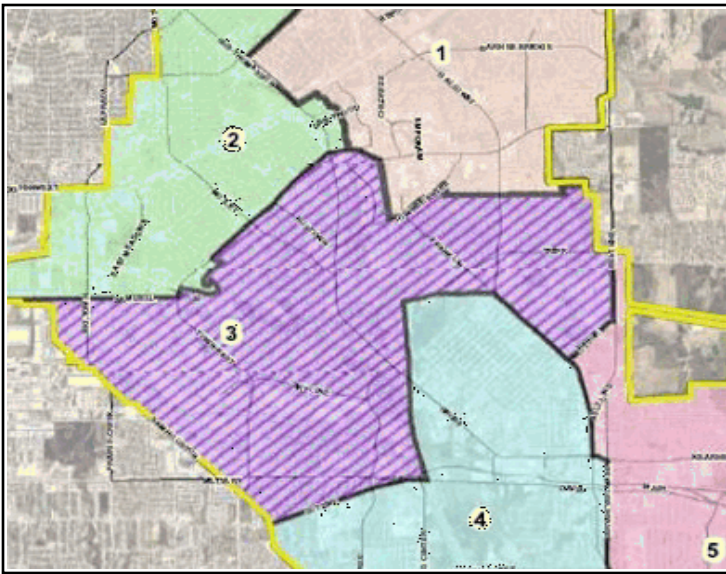
December
2023

Average District 3 Priority Response Times

| | |
|------|------|
| FIRE | 6:01 |
| EMS | 4:49 |

Number of Calls by Type

District 3 Area



| | <i>December</i> | | |
|--------------------------------|-----------------|------------|------------|
| | 2023 | 2022 | 2021 |
| EMS | 224 | 226 | 236 |
| FALSE ALARM | 15 | 48 | 29 |
| FIRE | 8 | 4 | 4 |
| MOTOR VEHICLE ACCIDENT | 32 | 29 | 33 |
| OTHER CALLS FOR SERVICE | 37 | 68 | 36 |
| Total | 316 | 375 | 338 |

*3-Year Summary of
Calls for Service
in the Month of
December
2021, 2022 & 2023*

