



Mesquite Fire Department Calls for Service

| | | |
|-------------------|--|------|
| September 2023 | <i>Average Priority Response Times - Citywide</i> | |
| | FIRE | 6:05 |
| | EMS | 5:12 |

Number of Calls by Type

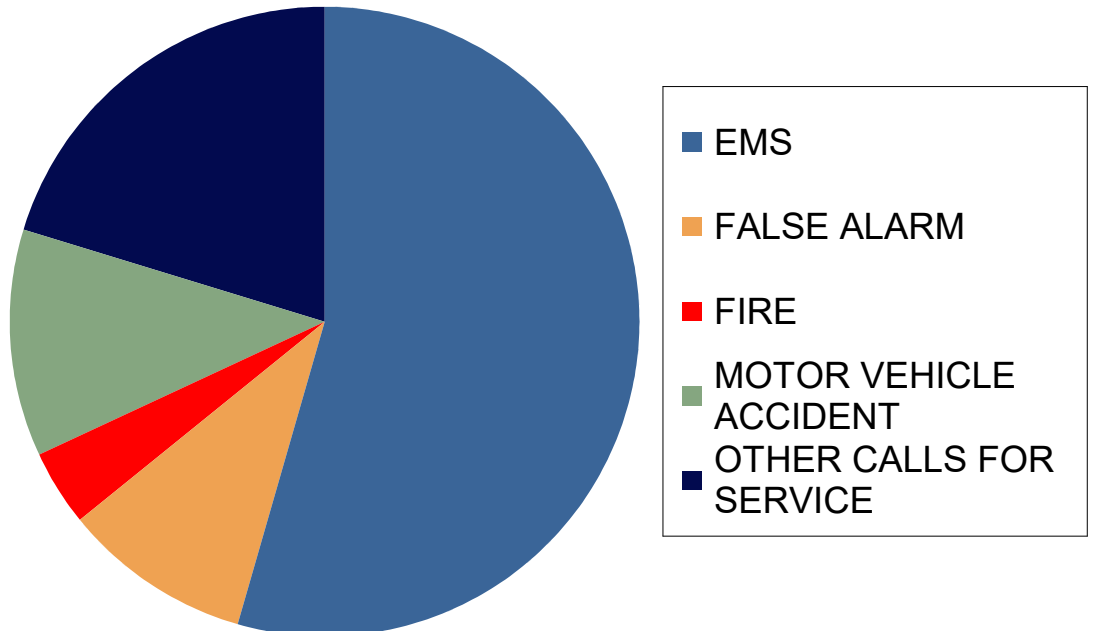
Council Districts



| | September | | |
|-------------------------|--------------|--------------|--------------|
| | 2023 | 2022 | 2021 |
| EMS | 1,142 | 1,075 | 1,253 |
| FALSE ALARM | 102 | 125 | 137 |
| FIRE | 43 | 34 | 52 |
| MOTOR VEHICLE ACCIDENT | 132 | 169 | 139 |
| OTHER CALLS FOR SERVICE | 267 | 288 | 238 |
| Total | 1,686 | 1,691 | 1,819 |

3-Year Summary of Calls for Service in the Month of September

2021, 2022 & 2023





Mesquite Fire Department
Calls for Service

COUNCIL DISTRICT 1

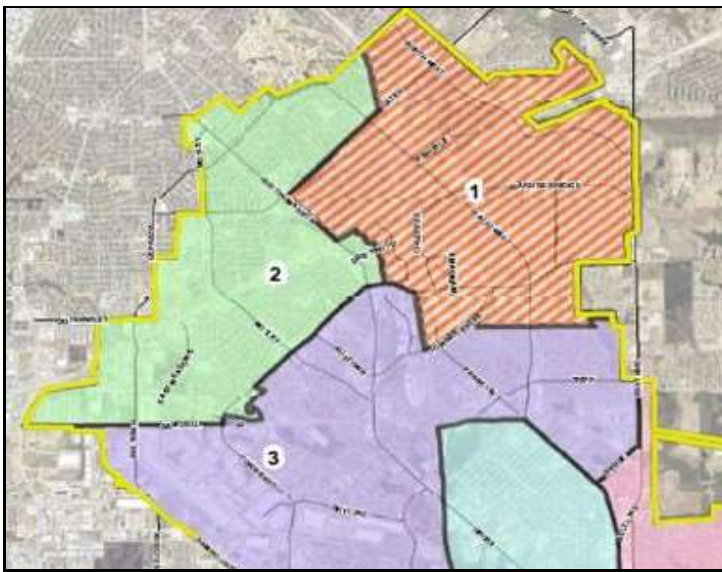
September
2023

Average District 1 Priority Response Times

FIRE 6:08
EMS 5:11

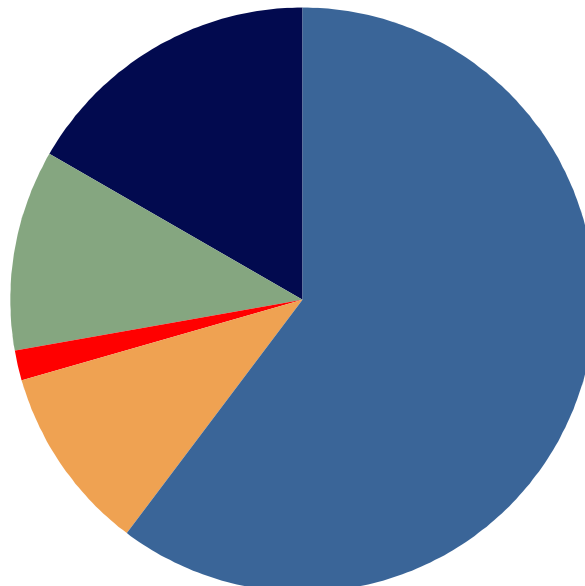
Number of Calls by Type

District 1 Area



| | <i>September</i> | | |
|--------------------------------|------------------|------|------|
| | 2023 | 2022 | 2021 |
| EMS | 227 | 214 | 239 |
| FALSE ALARM | 28 | 37 | 44 |
| FIRE | 5 | 5 | 7 |
| MOTOR VEHICLE ACCIDENT | 37 | 44 | 36 |
| OTHER CALLS FOR SERVICE | 45 | 78 | 55 |
| Total | 342 | 378 | 381 |

*3-Year Summary of
Calls for Service
in the Month of
September
2021, 2022 & 2023*



| |
|---------------------------|
| ■ EMS |
| ■ FALSE ALARM |
| ■ FIRE |
| ■ MOTOR VEHICLE ACCIDENT |
| ■ OTHER CALLS FOR SERVICE |