



Mesquite Fire Department Calls for Service

August 2023	<i>Average Priority Response Times - Citywide</i>	
	FIRE	5:32
	EMS	5:18

Number of Calls by Type

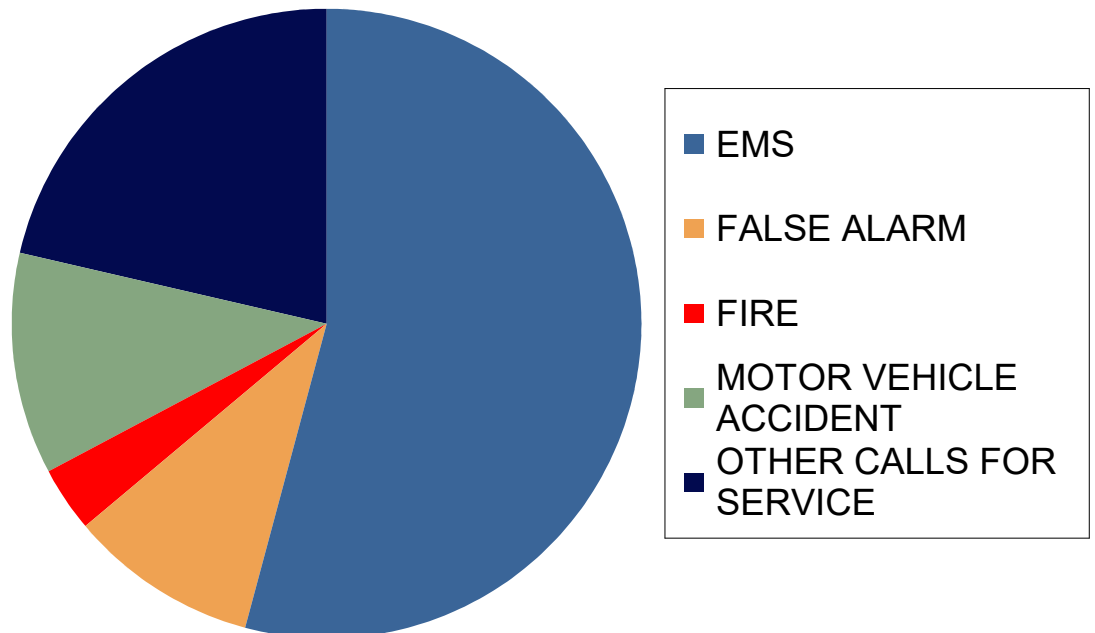
Council Districts



	August		
	2023	2022	2021
EMS	1,192	1,205	1,357
FALSE ALARM	129	128	127
FIRE	54	42	30
MOTOR VEHICLE ACCIDENT	163	143	165
OTHER CALLS FOR SERVICE	328	314	312
Total	1,866	1,832	1,991

3-Year Summary of Calls for Service in the Month of August

2021, 2022 & 2023





Mesquite Fire Department
Calls for Service

COUNCIL DISTRICT 6

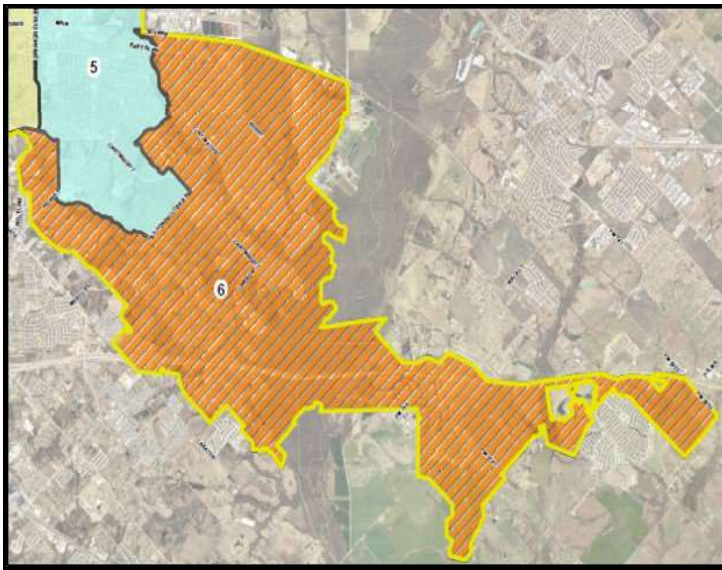
August
2023

Average District 6 Priority Response Times

FIRE
EMS

10:26
5:56

District 6 Area

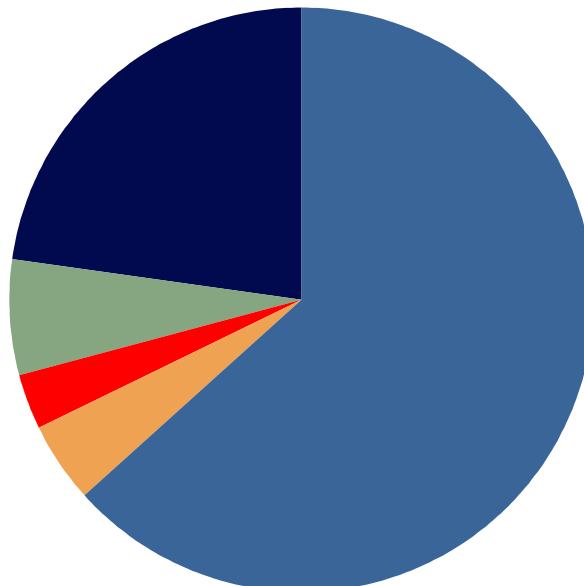


Number of Calls by Type

	August		
	2023	2022	2021
EMS	136	135	142
FALSE ALARM	7	4	15
FIRE	11	7	1
MOTOR VEHICLE ACCIDENT	15	13	10
OTHER CALLS FOR SERVICE	49	54	37
Total	218	213	205

***3-Year Summary of
Calls for Service
in the Month of August***

2021, 2022 & 2023



■ EMS
■ FALSE ALARM
■ FIRE
■ MOTOR VEHICLE ACCIDENT
■ OTHER CALLS FOR SERVICE