



Mesquite Fire Department Calls for Service

August 2023	<i>Average Priority Response Times - Citywide</i>	
	FIRE	5:32
	EMS	5:18

Number of Calls by Type

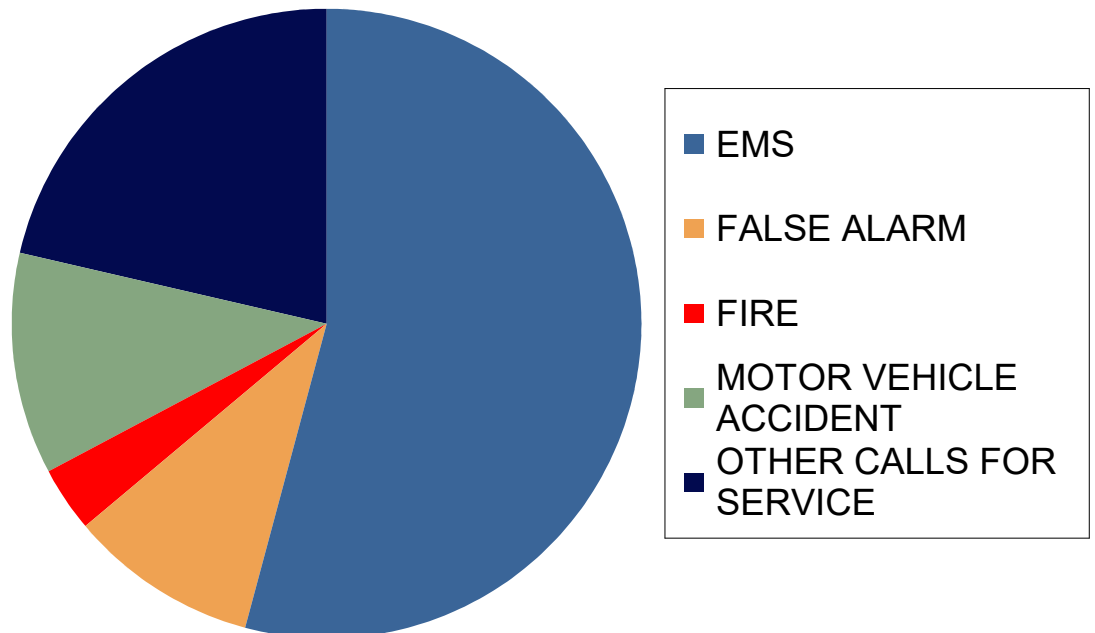
Council Districts



	August		
	2023	2022	2021
EMS	1,192	1,205	1,357
FALSE ALARM	129	128	127
FIRE	54	42	30
MOTOR VEHICLE ACCIDENT	163	143	165
OTHER CALLS FOR SERVICE	328	314	312
Total	1,866	1,832	1,991

3-Year Summary of Calls for Service in the Month of August

2021, 2022 & 2023





Mesquite Fire Department
Calls for Service

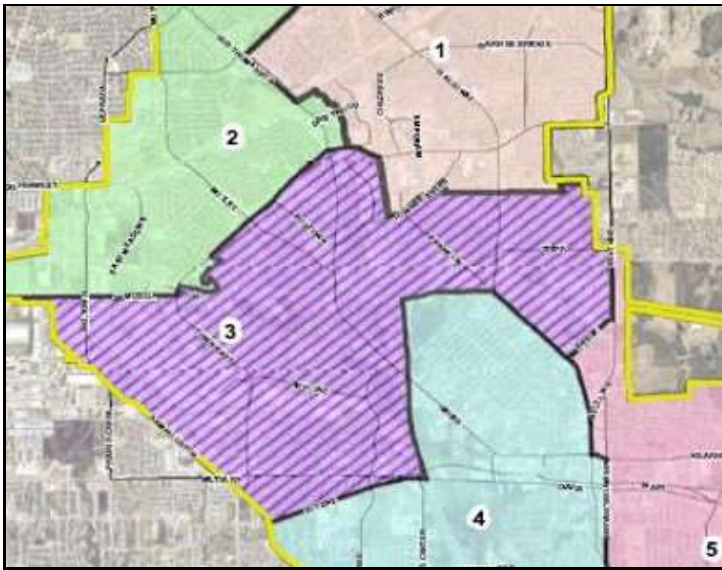
COUNCIL DISTRICT 3

August
2023

Average District 3 Priority Response Times

FIRE	4:34
EMS	5:05

District 3 Area

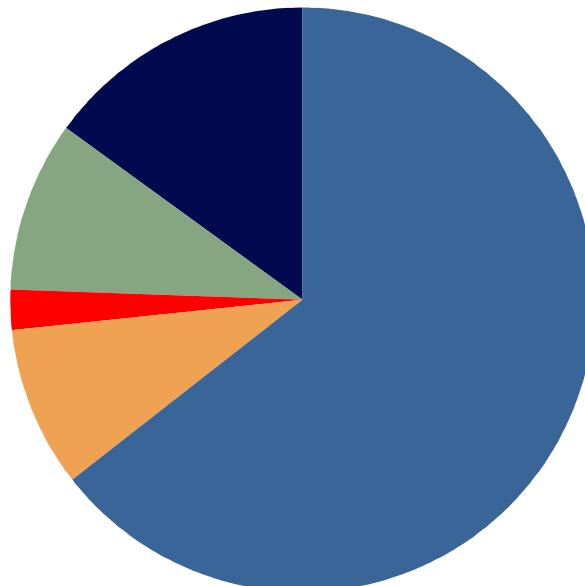


Number of Calls by Type

	August		
	2023	2022	2021
EMS	238	242	276
FALSE ALARM	38	22	36
FIRE	9	8	6
MOTOR VEHICLE ACCIDENT	38	27	34
OTHER CALLS FOR SERVICE	54	52	54
Total	377	351	406

*3-Year Summary of
Calls for Service
in the Month of August*

2021, 2022 & 2023



■ EMS
■ FALSE ALARM
■ FIRE
■ MOTOR VEHICLE ACCIDENT
■ OTHER CALLS FOR SERVICE