



Mesquite Fire Department Calls for Service

July 2023	<i>Average Priority Response Times - Citywide</i>	
	FIRE	5:44
	EMS	5:13

Number of Calls by Type

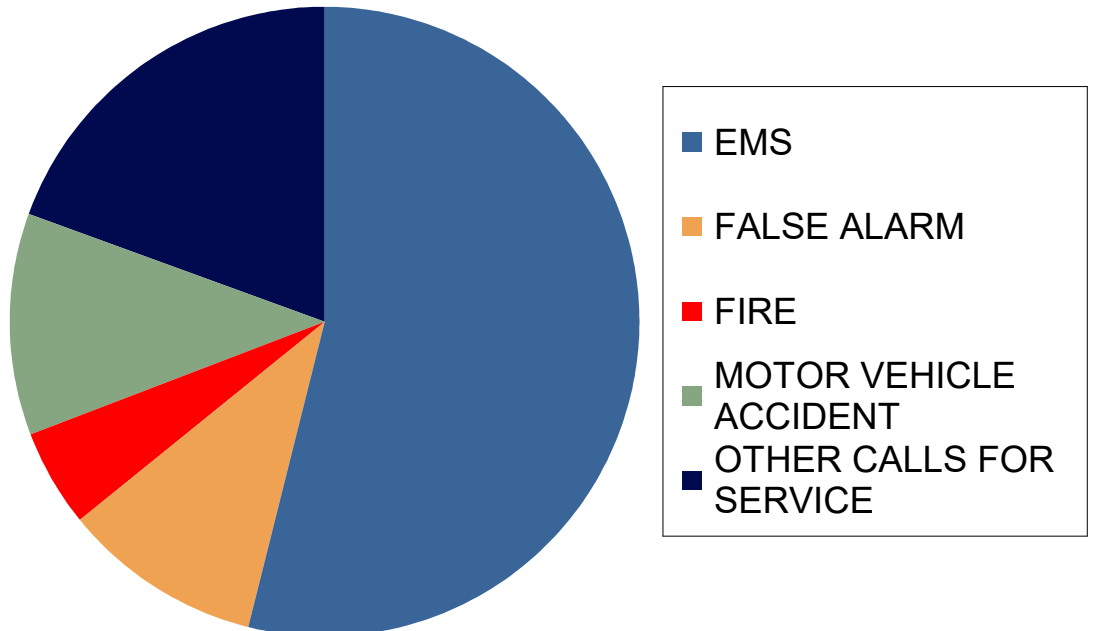
Council Districts



	July		
	2023	2022	2021
EMS	1,143	1,244	1,245
FALSE ALARM	139	149	136
FIRE	48	92	49
MOTOR VEHICLE ACCIDENT	162	136	164
OTHER CALLS FOR SERVICE	302	284	240
Total	1,794	1,905	1,834

3-Year Summary of Calls for Service in the Month of July

2021, 2022 & 2023





Mesquite Fire Department
Calls for Service

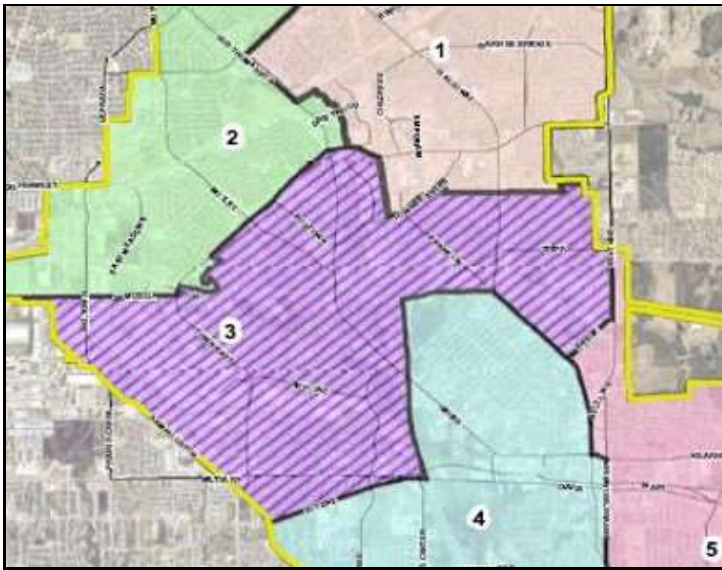
COUNCIL DISTRICT 3

July
2023

Average District 3 Priority Response Times

FIRE	4:37
EMS	4:41

District 3 Area

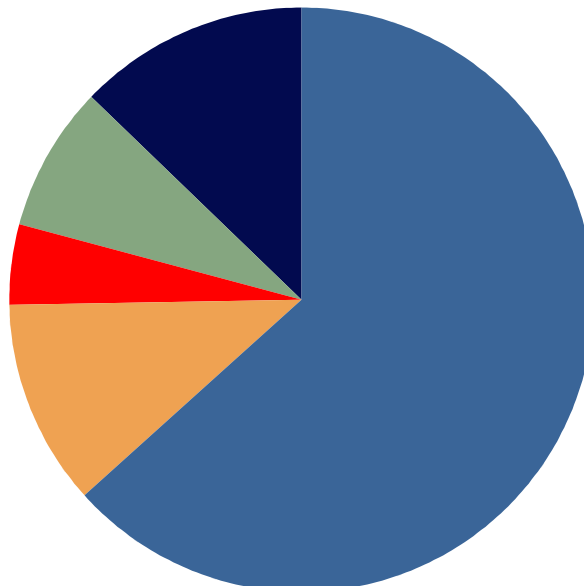


Number of Calls by Type

	July		
	2023	2022	2021
EMS	230	227	241
FALSE ALARM	44	38	31
FIRE	12	19	13
MOTOR VEHICLE ACCIDENT	25	22	34
OTHER CALLS FOR SERVICE	44	49	34
Total	355	355	353

*3-Year Summary of
Calls for Service
in the Month of July*

2021, 2022 & 2023



■ EMS
■ FALSE ALARM
■ FIRE
■ MOTOR VEHICLE ACCIDENT
■ OTHER CALLS FOR SERVICE