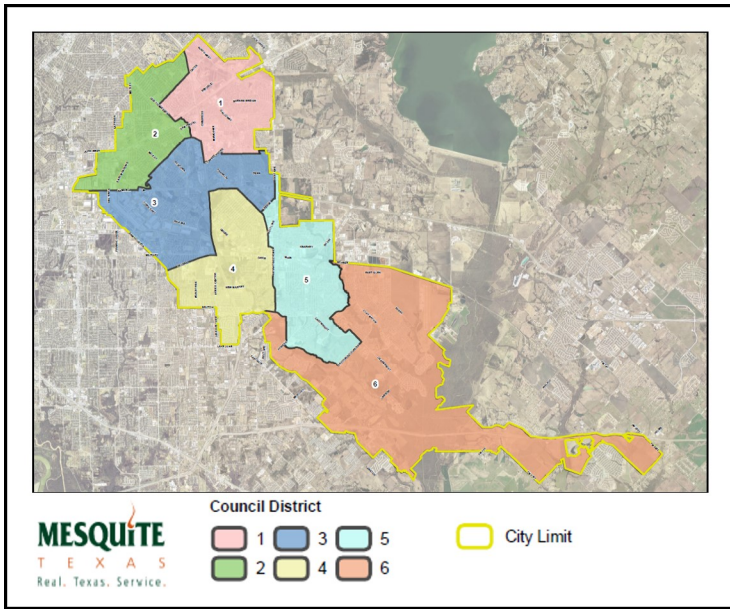




# Mesquite Fire Department Calls for Service

June 2023	<i>Average Priority Response Times - <b>Citywide</b></i>	
	FIRE	6:42
	EMS	5:09

### Council Districts

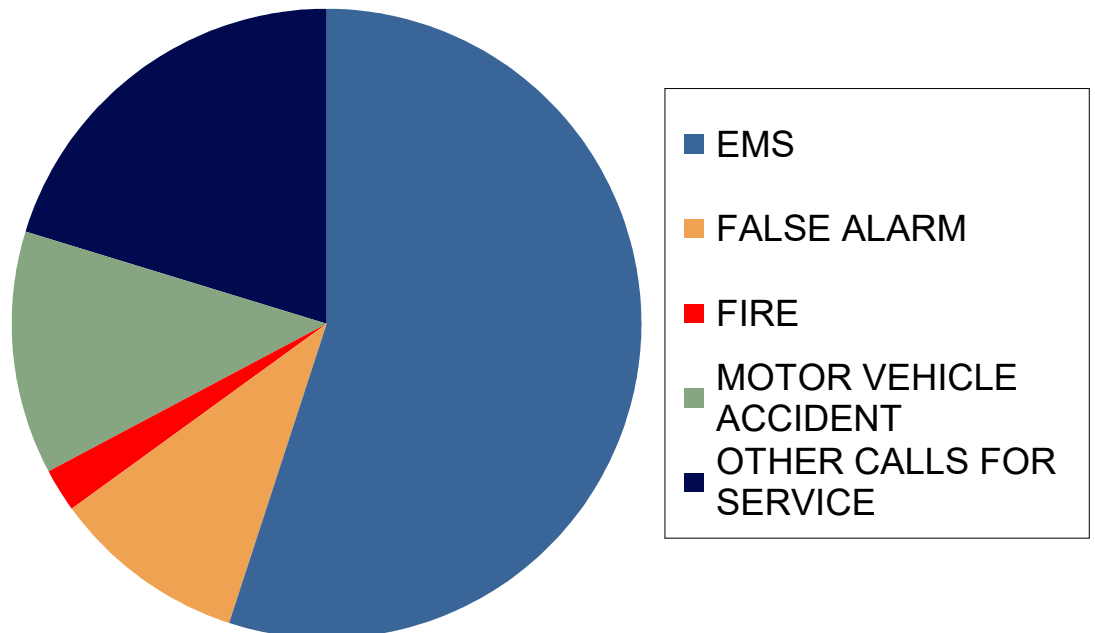


### *Number of Calls by Type*

	<i>June</i>		
	2023	2022	2021
<b>EMS</b>	<b>1,091</b>	<b>1,097</b>	<b>1,213</b>
<b>FALSE ALARM</b>	<b>102</b>	<b>120</b>	<b>139</b>
<b>FIRE</b>	<b>20</b>	<b>39</b>	<b>22</b>
<b>MOTOR VEHICLE ACCIDENT</b>	<b>145</b>	<b>161</b>	<b>153</b>
<b>OTHER CALLS FOR SERVICE</b>	<b>298</b>	<b>236</b>	<b>251</b>
<b>Total</b>	<b>1,656</b>	<b>1,653</b>	<b>1,778</b>

### *3-Year Summary of Calls for Service in the Month of June*

*2021, 2022 & 2023*





Mesquite Fire Department  
Calls for Service

**COUNCIL DISTRICT 5**

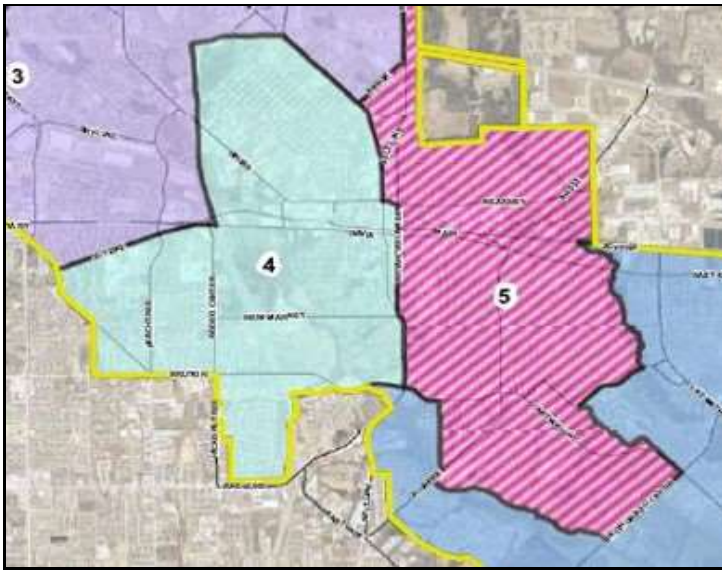
June  
2023

*Average District 5 Priority Response Times*

FIRE		4:27
EMS		5:05

**Number of Calls by Type**

**District 5 Area**



	<i>June</i>		
	2023	2022	2021
<b>EMS</b>	153	149	155
<b>FALSE ALARM</b>	13	6	12
<b>FIRE</b>	1	8	2
<b>MOTOR VEHICLE ACCIDENT</b>	13	17	11
<b>OTHER CALLS FOR SERVICE</b>	31	21	34
<b>Total</b>	211	201	214

*3-Year Summary of  
Calls for Service  
in the Month of June*

*2021, 2022 & 2023*

