



Mesquite Fire Department Calls for Service

June 2023	<i>Average Priority Response Times - Citywide</i>	
	FIRE	6:42
	EMS	5:09

Number of Calls by Type

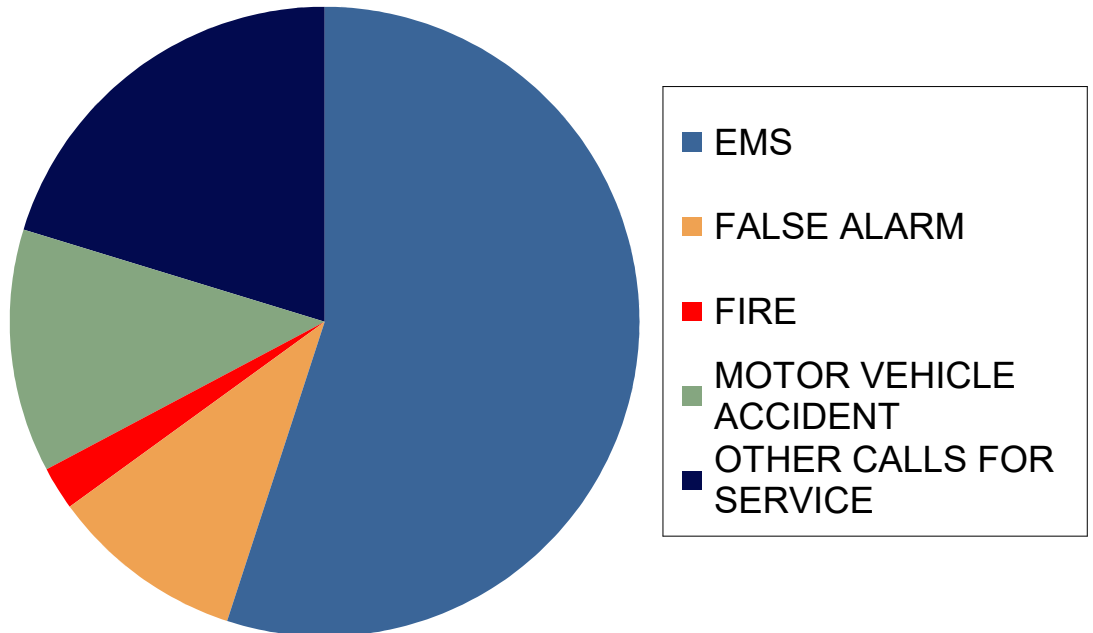
Council Districts



	June		
	2023	2022	2021
EMS	1,091	1,097	1,213
FALSE ALARM	102	120	139
FIRE	20	39	22
MOTOR VEHICLE ACCIDENT	145	161	153
OTHER CALLS FOR SERVICE	298	236	251
Total	1,656	1,653	1,778

3-Year Summary of Calls for Service in the Month of June

2021, 2022 & 2023





Mesquite Fire Department
Calls for Service

COUNCIL DISTRICT 3

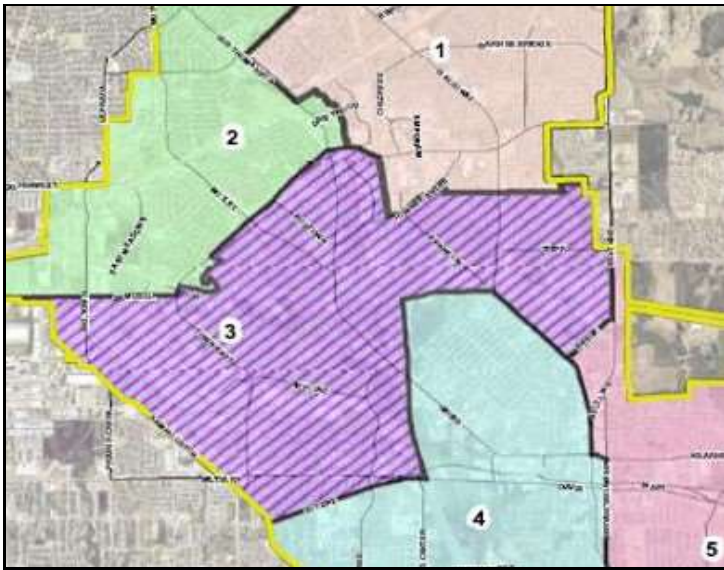
June
2023

Average District 3 Priority Response Times

FIRE 5:34
EMS 4:44

Number of Calls by Type

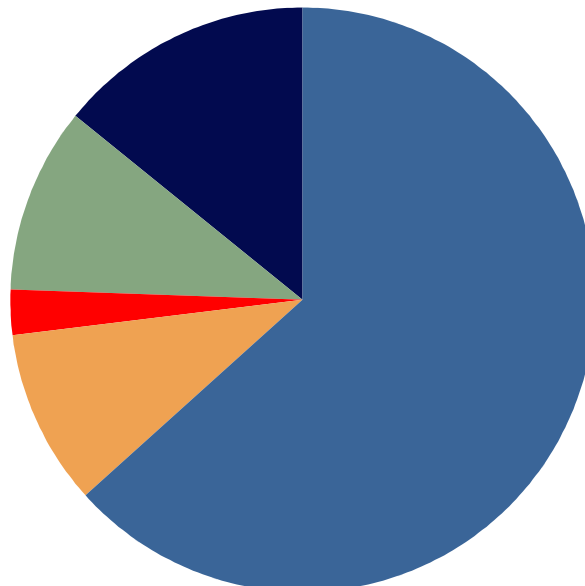
District 3 Area



	June		
	2023	2022	2021
EMS	215	232	249
FALSE ALARM	19	44	33
FIRE	5	13	6
MOTOR VEHICLE ACCIDENT	32	28	43
OTHER CALLS FOR SERVICE	49	39	55
Total	320	356	386

*3-Year Summary of
Calls for Service
in the Month of June*

2021, 2022 & 2023



■ EMS
■ FALSE ALARM
■ FIRE
■ MOTOR VEHICLE ACCIDENT
■ OTHER CALLS FOR SERVICE