



Mesquite Fire Department Calls for Service

April 2023	<i>Average Priority Response Times - Citywide</i>	
	FIRE	5:03
	EMS	5:08

Number of Calls by Type

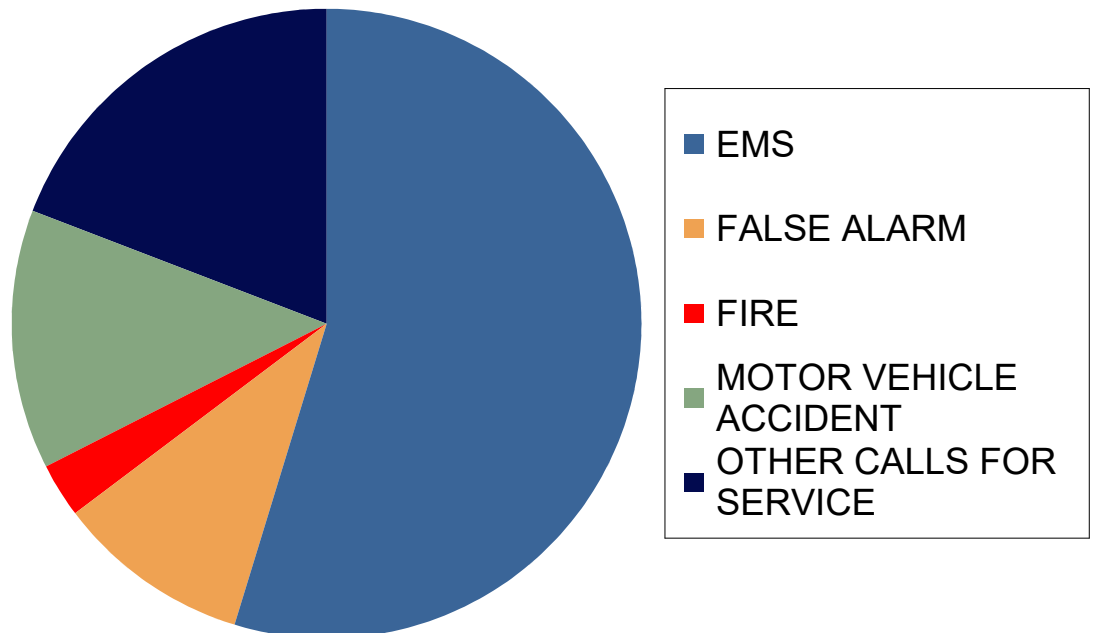
Council Districts



	<i>April</i>		
	2023	2022	2021
EMS	1,077	1,107	1,147
FALSE ALARM	101	126	131
FIRE	36	36	26
MOTOR VEHICLE ACCIDENT	165	163	162
OTHER CALLS FOR SERVICE	239	257	258
Total	1,618	1,689	1,724

3-Year Summary of Calls for Service in the Month of April

2021, 2022 & 2023





Mesquite Fire Department
Calls for Service

COUNCIL DISTRICT 2

April
2023

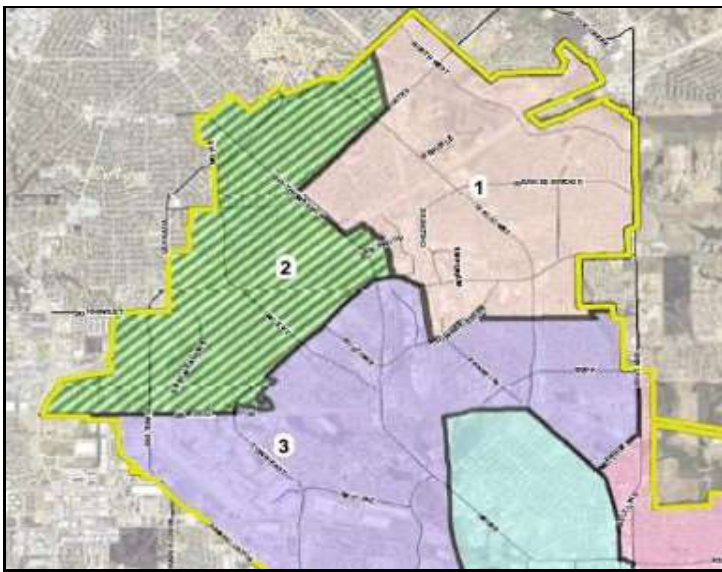
Average District 2 Priority Response Times

FIRE
EMS

5:03
5:07

Number of Calls by Type

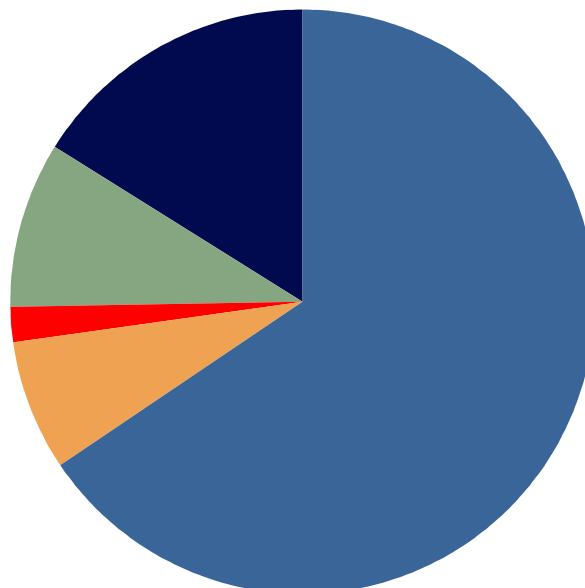
District 2 Area



	<i>April</i>		
	2023	2022	2021
EMS	199	171	212
FALSE ALARM	16	21	21
FIRE	7	7	3
MOTOR VEHICLE ACCIDENT	22	35	17
OTHER CALLS FOR SERVICE	39	48	45
Total	283	282	298

*3-Year Summary of
Calls for Service
in the Month of April*

2021, 2022 & 2023



■ EMS
■ FALSE ALARM
■ FIRE
■ MOTOR VEHICLE ACCIDENT
■ OTHER CALLS FOR SERVICE