



Mesquite Fire Department Calls for Service

March 2023	<i>Average Priority Response Times - Citywide</i>	
	FIRE	6:01
	EMS	5:07

Number of Calls by Type

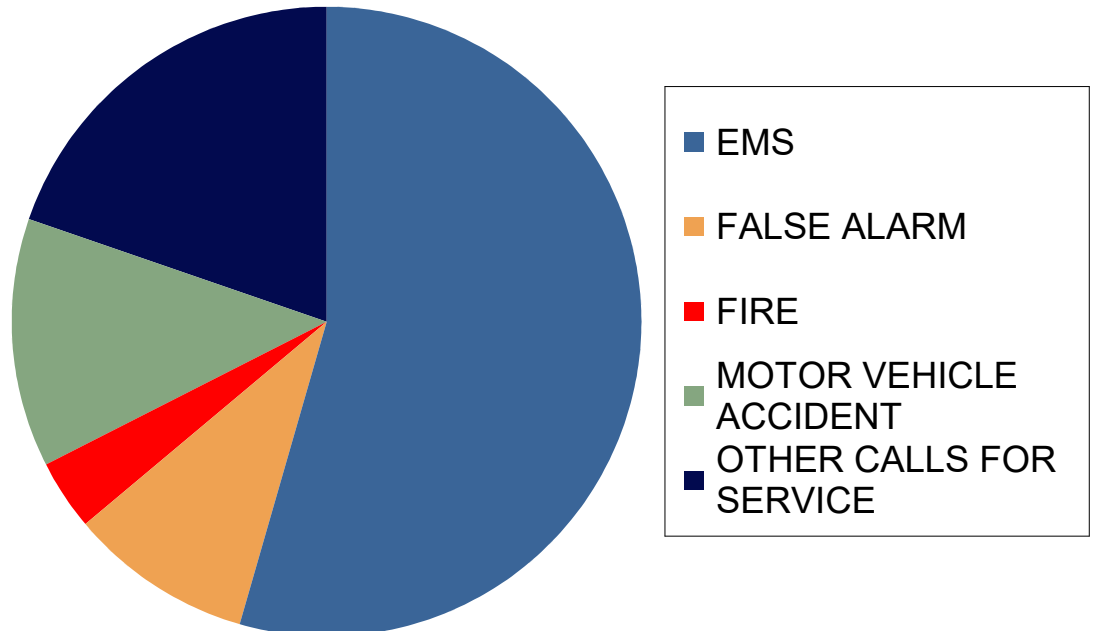
Council Districts



	March		
	2023	2022	2021
EMS	1,131	1,097	1,144
FALSE ALARM	98	117	136
FIRE	28	59	37
MOTOR VEHICLE ACCIDENT	157	139	178
OTHER CALLS FOR SERVICE	272	216	290
Total	1,686	1,628	1,785

3-Year Summary of Calls for Service in the Month of March

2021, 2022 & 2023





Mesquite Fire Department
Calls for Service

COUNCIL DISTRICT 3

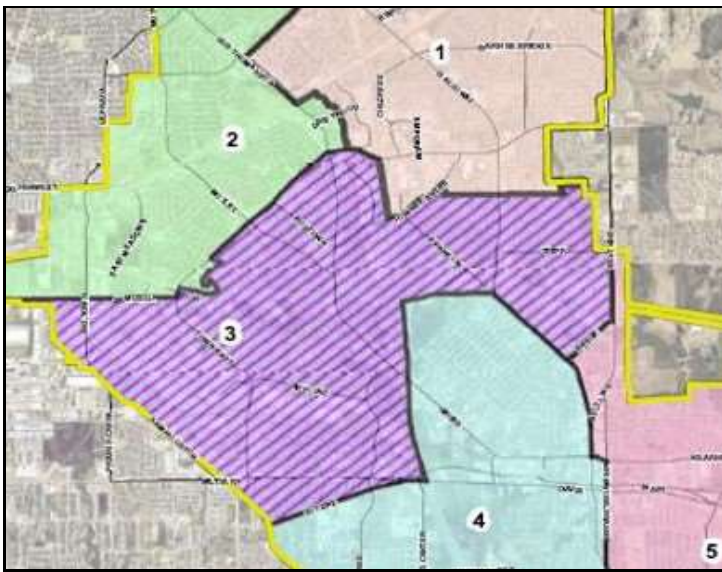
March
2023

Average District 3 Priority Response Times

FIRE
EMS

6:14
4:43

District 3 Area

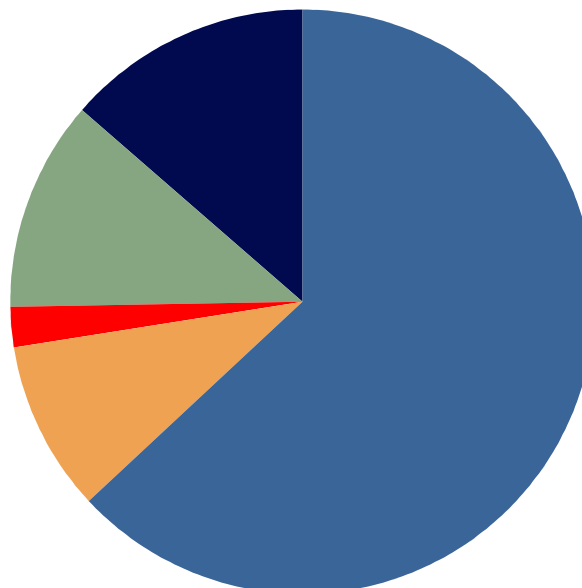


Number of Calls by Type

	<i>March</i>		
	2023	2022	2021
EMS	212	206	214
FALSE ALARM	24	30	30
FIRE	2	13	5
MOTOR VEHICLE ACCIDENT	34	30	40
OTHER CALLS FOR SERVICE	47	38	37
Total	319	317	326

*3-Year Summary of
Calls for Service
in the Month of March*

2021, 2022 & 2023



■ EMS
■ FALSE ALARM
■ FIRE
■ MOTOR VEHICLE ACCIDENT
■ OTHER CALLS FOR SERVICE