



Mesquite Fire Department Calls for Service

February 2023	<i>Average Priority Response Times - Citywide</i>	
	FIRE	5:26
	EMS	5:48

Number of Calls by Type

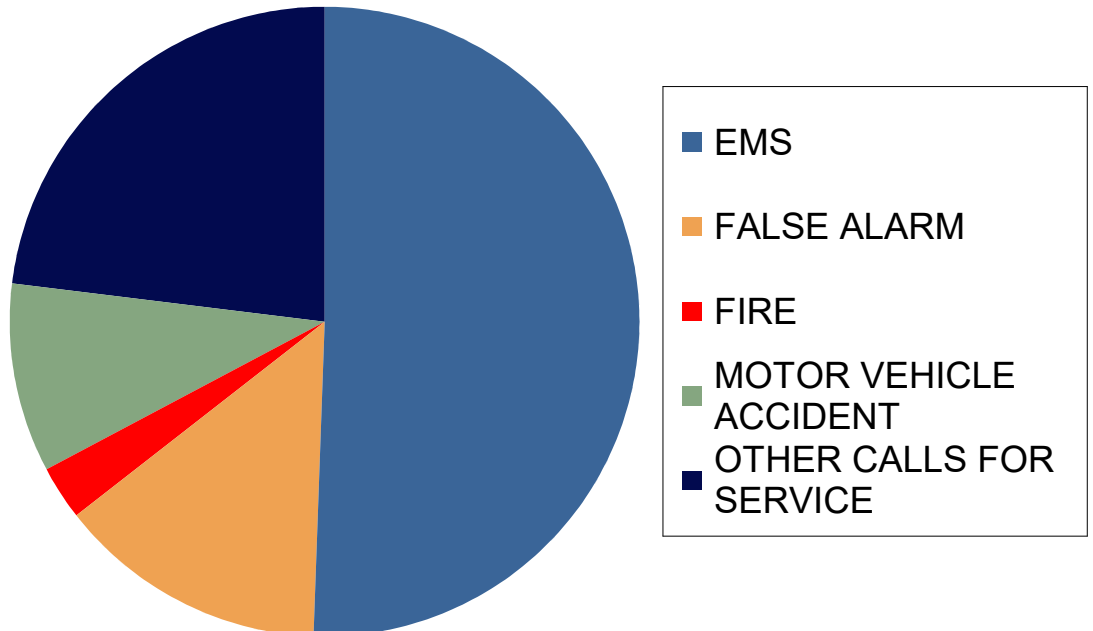
Council Districts



	February		
	2023	2022	2021
EMS	1,032	1,111	1,105
FALSE ALARM	100	100	358
FIRE	28	36	39
MOTOR VEHICLE ACCIDENT	128	143	114
OTHER CALLS FOR SERVICE	277	247	505
Total	1,565	1,637	2,121

3-Year Summary of Calls for Service in the Month of February

2021, 2022 & 2023





Mesquite Fire Department
Calls for Service

COUNCIL DISTRICT 5

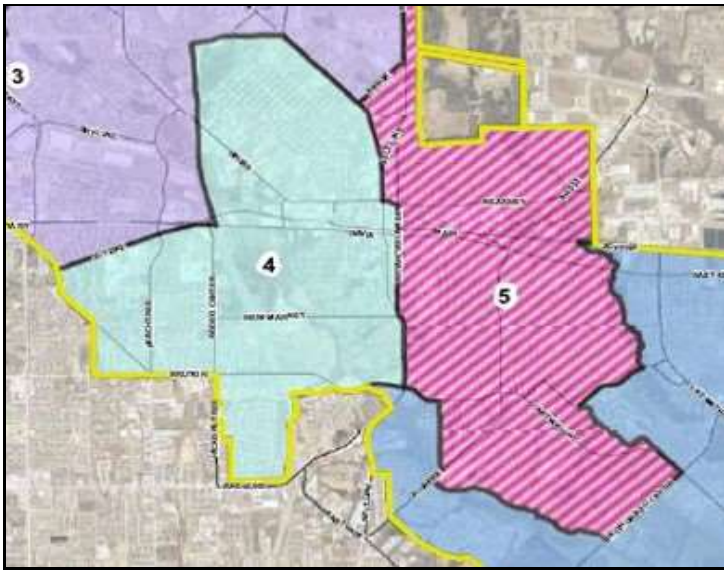
February
2023

Average District 5 Priority Response Times

FIRE	5:32
EMS	5:57

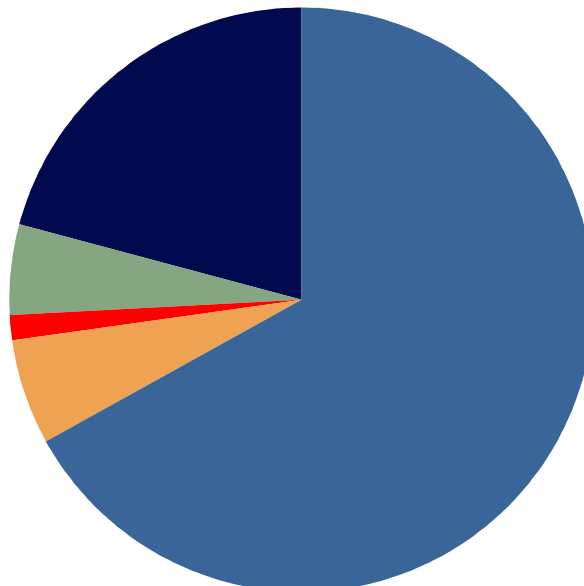
Number of Calls by Type

District 5 Area



	February		
	2023	2022	2021
EMS	145	165	170
FALSE ALARM	8	8	24
FIRE	2	0	6
MOTOR VEHICLE ACCIDENT	13	11	10
OTHER CALLS FOR SERVICE	36	26	81
Total	204	210	291

*3-Year Summary of
Calls for Service
in the Month of
February
2021, 2022 & 2023*



■ EMS
■ FALSE ALARM
■ FIRE
■ MOTOR VEHICLE ACCIDENT
■ OTHER CALLS FOR SERVICE