



Mesquite Fire Department Calls for Service

February 2023	<i>Average Priority Response Times - Citywide</i>	
	FIRE	5:26
	EMS	5:48

Number of Calls by Type

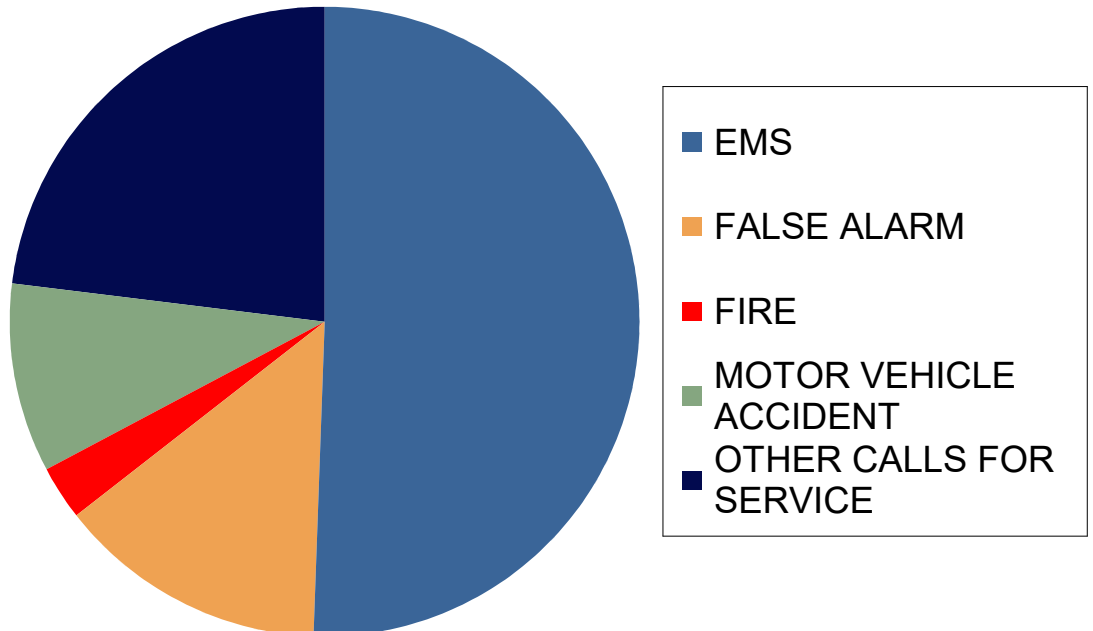
Council Districts



	February		
	2023	2022	2021
EMS	1,032	1,111	1,105
FALSE ALARM	100	100	358
FIRE	28	36	39
MOTOR VEHICLE ACCIDENT	128	143	114
OTHER CALLS FOR SERVICE	277	247	505
Total	1,565	1,637	2,121

3-Year Summary of Calls for Service in the Month of February

2021, 2022 & 2023





Mesquite Fire Department
Calls for Service

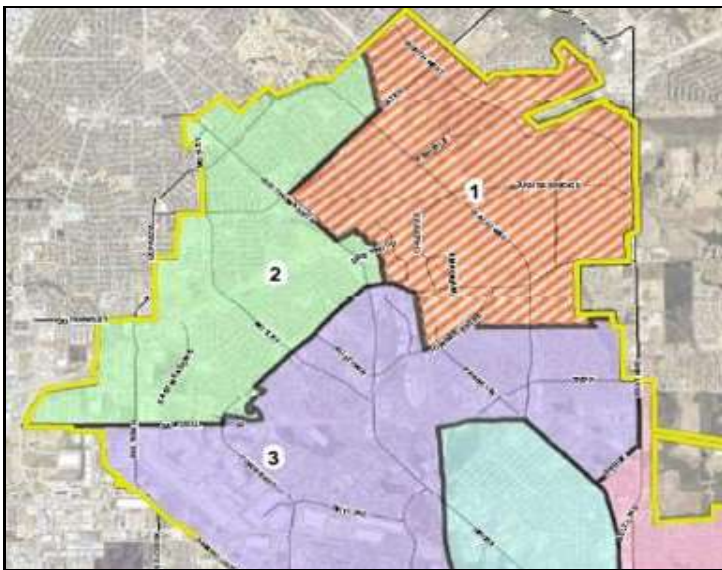
COUNCIL DISTRICT 1

February
2023

Average District 1 Priority Response Times

FIRE	5:04
EMS	5:45

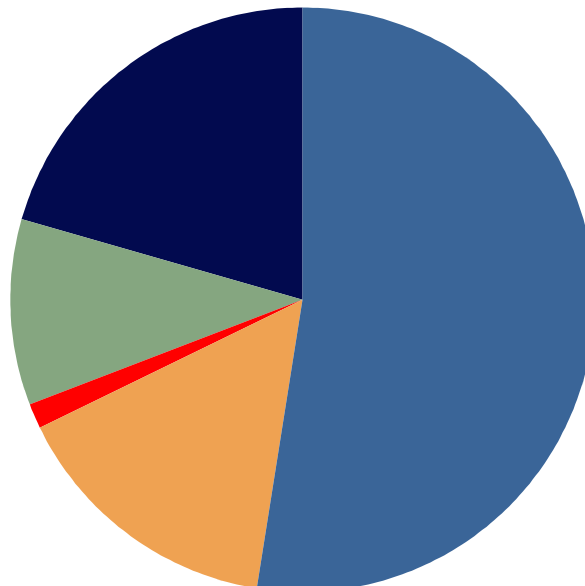
District 1 Area



Number of Calls by Type

	February		
	2023	2022	2021
EMS	212	255	209
FALSE ALARM	38	31	115
FIRE	3	5	7
MOTOR VEHICLE ACCIDENT	43	42	40
OTHER CALLS FOR SERVICE	61	63	119
Total	357	396	490

*3-Year Summary of
Calls for Service
in the Month of
February
2021, 2022 & 2023*



■ EMS
■ FALSE ALARM
■ FIRE
■ MOTOR VEHICLE ACCIDENT
■ OTHER CALLS FOR SERVICE