



Mesquite Fire Department Calls for Service

January 2023	<i>Average Priority Response Times - Citywide</i>	
	FIRE	5:12
	EMS	5:16

Number of Calls by Type

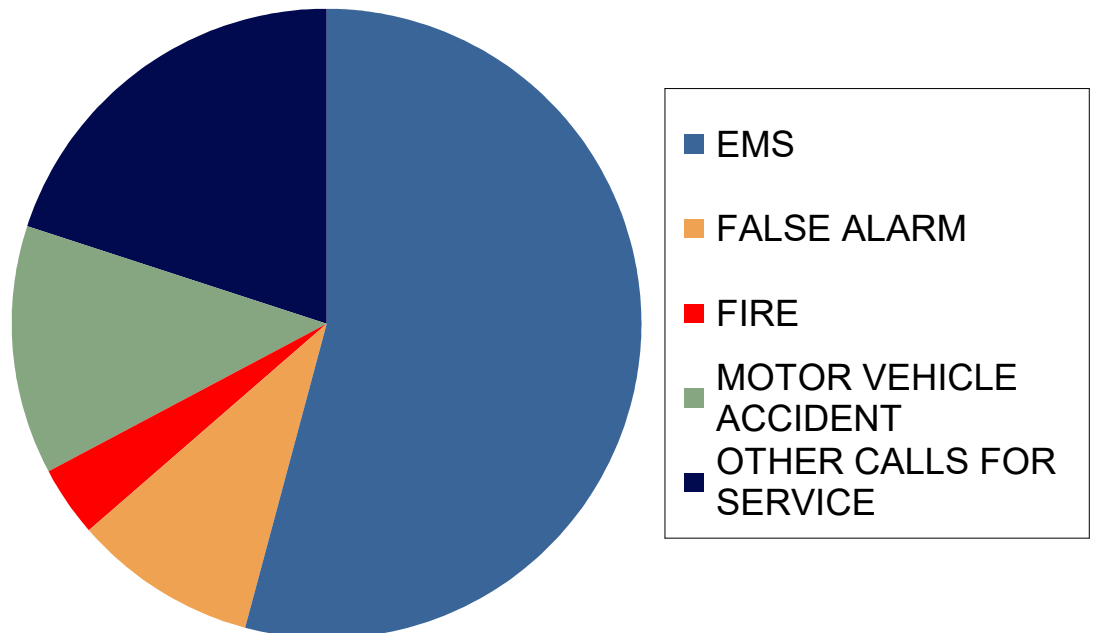
Council Districts



	January		
	2023	2022	2021
EMS	1,147	1,362	1,179
FALSE ALARM	105	136	113
FIRE	44	59	23
MOTOR VEHICLE ACCIDENT	168	148	181
OTHER CALLS FOR SERVICE	283	275	250
Total	1,747	1,980	1,746

3-Year Summary of Calls for Service in the Month of January

2021, 2022 & 2023





Mesquite Fire Department
Calls for Service

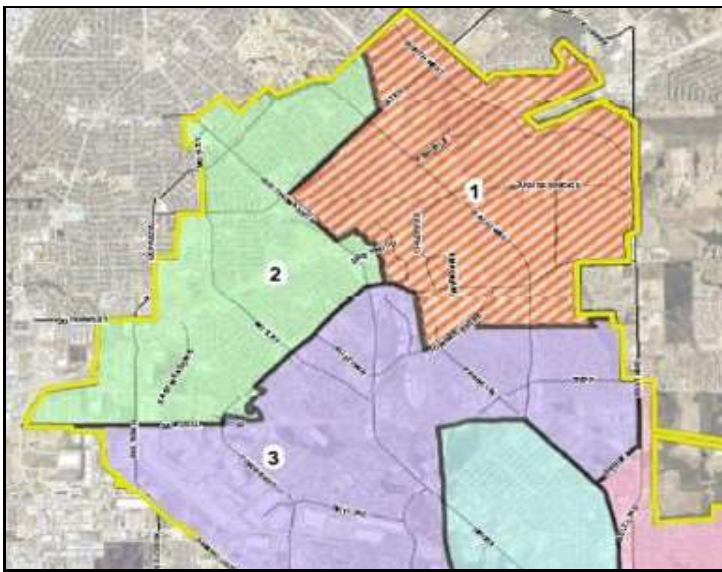
COUNCIL DISTRICT 1

January
2023

Average District 1 Priority Response Times

FIRE	5:46
EMS	5:24

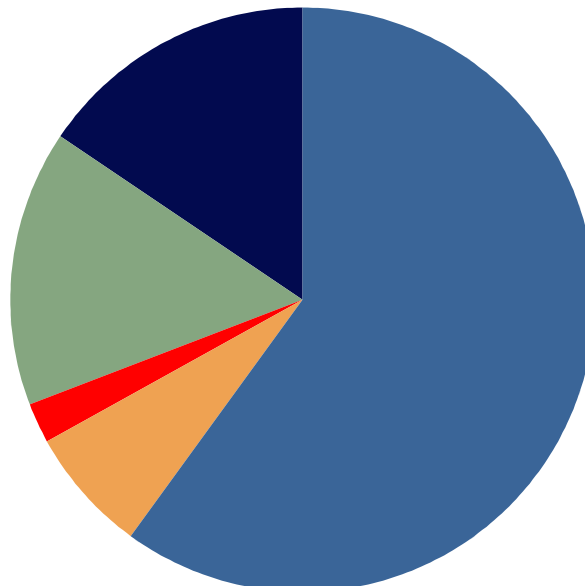
District 1 Area



Number of Calls by Type

	January		
	2023	2022	2021
EMS	244	279	238
FALSE ALARM	21	35	25
FIRE	10	10	5
MOTOR VEHICLE ACCIDENT	51	46	73
OTHER CALLS FOR SERVICE	60	53	66
Total	386	423	407

*3-Year Summary of
Calls for Service
in the Month of
January
2021, 2022 & 2023*



■ EMS
■ FALSE ALARM
■ FIRE
■ MOTOR VEHICLE ACCIDENT
■ OTHER CALLS FOR SERVICE